

**OWNER'S WARRANTY  
RESPONSABILITIES**

**ECOFLO<sup>®</sup>**

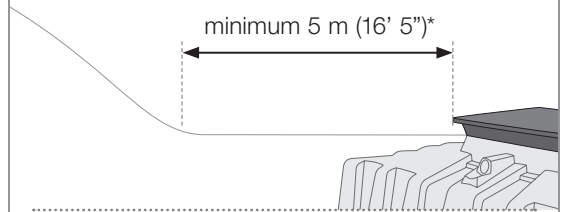
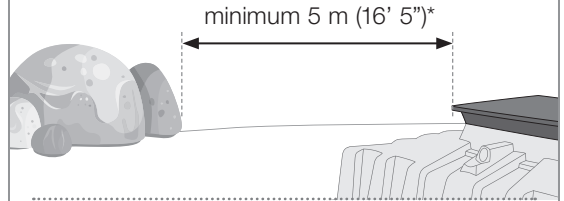
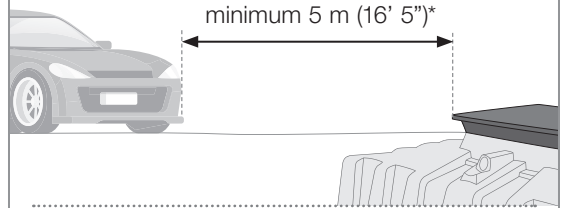
**25**  
*year*  
OF SUSTAINABLE  
DEVELOPMENT

**OVERLOAD**

**ALWAYS keep the covers of Ecoflo systems free** of accumulated material that could create an **excessive load** and at a **safe distance** from the following: compacted snow, backfill material, landscaping, rocks, the bottom of a slope, an embankment or a retaining wall, etc.

\*The following minimum distances apply with respect to Ecoflo lids:

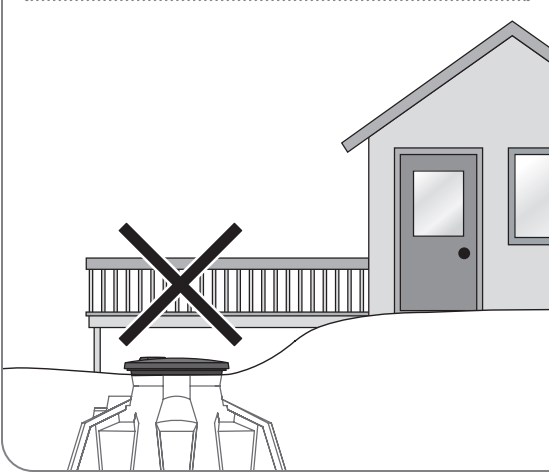
- **5 m (16' 5")** in the case of fiberglass shells
- **4 m (13' 1")** in the case of polyethylene shells
- **3 m (9' 10")** in the case of concrete shells



## THE LID

**Keep all lids of the septic system accessible at all times.** Avoid covering them with mulch, dirt or any structure (garden shed, play structure, deck, etc.).

---



## IMPORTANT

**Failure to respect these instructions could lead, at the discretion of Premier Tech, to the warranty being deemed void and null.**

All images are for information purposes only. Please refer to the installation plan of your system to validate the actual location of the septic installation on your property.



PT Water and Environment

+1 800 632-6356

[pta@premiertech.com](mailto:pta@premiertech.com)

[ecoflobiofilter.com](http://ecoflobiofilter.com)



## LANDSCAPING

**Make sure you inform all persons responsible for landscaping or maintaining your property** of the location of the septic installation and of all precautions to be taken to prevent damaging the system.

---

